

Audited Financial Statements of

School District No. 93 (Conseil Scolaire Francophone)

And Independent Auditors' Report thereon

June 30, 2020

School District No. 93 (Conseil Scolaire Francophone)

June 30, 2020

Table of Contents

Management Report	1
Independent Auditors' Report	2-4
Statement of Financial Position - Statement 1	5
Statement of Operations - Statement 2	6
Statement of Changes in Net Debt - Statement 4	7
Statement of Cash Flows - Statement 5	8
Notes to the Financial Statements	9-28
Schedule of Changes in Accumulated Surplus (Deficit) by Fund - Schedule 1 (Unaudited)	29
Schedule of Operating Operations - Schedule 2 (Unaudited)	30
Schedule 2A - Schedule of Operating Revenue by Source (Unaudited)	31
Schedule 2B - Schedule of Operating Expense by Object (Unaudited)	32
Schedule 2C - Operating Expense by Function, Program and Object (Unaudited)	33
Schedule of Special Purpose Operations - Schedule 3 (Unaudited)	35
Schedule 3A - Changes in Special Purpose Funds and Expense by Object (Unaudited)	36
Schedule of Capital Operations - Schedule 4 (Unaudited)	38
Schedule 4A - Tangible Capital Assets (Unaudited)	39
Schedule 4B - Tangible Capital Assets - Work in Progress (Unaudited)	40
Schedule 4C - Deferred Capital Revenue (Unaudited)	41
Schedule 4D - Changes in Unspent Deferred Capital Revenue (Unaudited)	42

School District No. 93 (Conseil Scolaire Francophone)

MANAGEMENT REPORT

Version: 7047-6302-4319

Management's Responsibility for the Financial Statements.

The accompanying financial statements of School District No. 93 (Conseil Scolaire Francophone) have been prepared by management in accordance with the accounting requirements of Section 23.1 of the Budget Transparency and Accountability Act of British Columbia, supplemented by Regulations 257/2010 and 198/2011 issued by the Province of British Columbia Treasury Board, and the integrity and objectivity of these statements are management's responsibility. Management is also responsible for all of the notes to the financial statements and schedules, and for ensuring that this information is consistent, where appropriate, with the information contained in the financial statements.




The preparation of financial statements necessarily involves the use of estimates based on management's judgment particularly when transactions affecting the current accounting period cannot be finalized with certainty until future periods.

Management is also responsible for implementing and maintaining a system of internal controls to provide reasonable assurance that assets are safeguarded, transactions are properly authorized and reliable financial information is produced.

The Board of Education of School District No. 93 (Conseil Scolaire Francophone) (called the "Board") is responsible for ensuring that management fulfills its responsibilities for financial reporting and internal control and exercises these responsibilities through the Board. The Board reviews internal financial statements on a monthly basis and externally audited financial statements yearly.

The external auditors, PricewaterhouseCoopers LLP, conduct an independent examination, in accordance with Canadian generally accepted auditing standards, and express their opinion on the financial statements. The external auditors have full and free access to financial management of School District No. 93 (Conseil Scolaire Francophone) and meet when required. The accompanying Independent Auditors' Report outlines their responsibilities, the scope of their examination and their opinion on the School District's financial statements.

On behalf of School District No. 93 (Conseil Scolaire Francophone)

 Patrick Gatién (Sep 30, 2020 09:58 PDT)	Sep 30, 2020
Signature of the Chairperson of the Board of Education	Date Signed
	Sep 30, 2020
Signature of the Superintendent	Date Signed
 Lucie Pineau (Sep 29, 2020 13:38 PDT)	Sep 29, 2020
Signature of the Secretary Treasurer	Date Signed



Independent auditor's report

To the Board of Education of School District No. 93 (Conseil scolaire francophone) and
Minister of Education, Province of British Columbia

Our opinion

In our opinion, the accompanying financial statements of School District No. 93 (Conseil scolaire francophone) (the Organization) as at June 30, 2020 and for the year then ended are prepared, in all material respects, in accordance with the accounting requirements of Section 23.1 of the Budget Transparency and Accountability Act of British Columbia.

What we have audited

The Organization's financial statements comprise:

- the statement of financial position as at June 30, 2020;
- the statement of operations for the year then ended;
- the statement of changes in net debt for the year then ended;
- the statement of cash flows for the year then ended;
- the notes to the financial statements, which include a summary of significant accounting policies.

Basis for opinion

We conducted our audit in accordance with Canadian generally accepted auditing standards. Our responsibilities under those standards are further described in the *Auditor's responsibilities for the audit of the financial statements* section of our report.

We believe that the audit evidence we have obtained is sufficient and appropriate to provide a basis for our opinion.

Independence

We are independent of the Organization in accordance with the ethical requirements that are relevant to our audit of the financial statements in Canada. We have fulfilled our other ethical responsibilities in accordance with these requirements.

Emphasis of matter - basis of accounting

We draw attention to note 2 to the financial statements, which describes the basis of accounting and the significant differences between such basis of accounting and Canadian public sector accounting standards. Note 2 to the financial statements discloses the impact of these differences. Our opinion is not modified in respect of this matter.

PricewaterhouseCoopers LLP
Central City Tower, 13450 102 Avenue, Suite 1400, Surrey, British Columbia, Canada V3T 5X3
T: 604 806 7000, F: 604 806 7806



Responsibilities of management and those charged with governance for the financial statements

Management is responsible for the preparation of the financial statements in accordance with the accounting requirements of Section 23.1 of the Budget Transparency and Accountability Act of British Columbia, and for such internal control as management determines is necessary to enable the preparation of financial statements that are free from material misstatement, whether due to fraud or error.

In preparing the financial statements, management is responsible for assessing the Organization's ability to continue as a going concern, disclosing, as applicable, matters related to going concern and using the going concern basis of accounting unless management either intends to liquidate the Organization or to cease operations, or has no realistic alternative but to do so.

Those charged with governance are responsible for overseeing the Organization's financial reporting process.

Auditor's responsibilities for the audit of the financial statements

Our objectives are to obtain reasonable assurance about whether the financial statements as a whole are free from material misstatement, whether due to fraud or error, and to issue an auditor's report that includes our opinion. Reasonable assurance is a high level of assurance, but is not a guarantee that an audit conducted in accordance with Canadian generally accepted auditing standards will always detect a material misstatement when it exists. Misstatements can arise from fraud or error and are considered material if, individually or in the aggregate, they could reasonably be expected to influence the economic decisions of users taken on the basis of these financial statements.

As part of an audit in accordance with Canadian generally accepted auditing standards, we exercise professional judgment and maintain professional skepticism throughout the audit. We also:

- Identify and assess the risks of material misstatement of the financial statements, whether due to fraud or error, design and perform audit procedures responsive to those risks, and obtain audit evidence that is sufficient and appropriate to provide a basis for our opinion. The risk of not detecting a material misstatement resulting from fraud is higher than for one resulting from error, as fraud may involve collusion, forgery, intentional omissions, misrepresentations, or the override of internal control.
- Obtain an understanding of internal control relevant to the audit in order to design audit procedures that are appropriate in the circumstances, but not for the purpose of expressing an opinion on the effectiveness of the Organization's internal control.
- Evaluate the appropriateness of accounting policies used and the reasonableness of accounting estimates and related disclosures made by management.



- Conclude on the appropriateness of management's use of the going concern basis of accounting and, based on the audit evidence obtained, whether a material uncertainty exists related to events or conditions that may cast significant doubt on the Organization's ability to continue as a going concern. If we conclude that a material uncertainty exists, we are required to draw attention in our auditor's report to the related disclosures in the financial statements or, if such disclosures are inadequate, to modify our opinion. Our conclusions are based on the audit evidence obtained up to the date of our auditor's report. However, future events or conditions may cause the Organization to cease to continue as a going concern.

We communicate with those charged with governance regarding, among other matters, the planned scope and timing of the audit and significant audit findings, including any significant deficiencies in internal control that we identify during our audit.

PricewaterhouseCoopers LLP

Chartered Professional Accountants




Surrey, British Columbia
September 30, 2020

School District No. 93 (Conseil Scolaire Francophone)

Statement 1

Statement of Financial Position

As at June 30, 2020

	2020 Actual	2019 Actual
	\$	\$
Financial Assets		
Cash and Cash Equivalents	10 784 751	10 886 267
Accounts Receivable		
Due from Province - Ministry of Education	2 188 388	1 662 902
Due from Province - Other	7 100 000	
Due from First Nations	259 198	117 952
Other (Note 3)	833 511	1 466 202
Prepaid licence	286 031	306 459
Total Financial Assets	21 451 879	14 439 782
Liabilities		
Accounts Payable and Accrued Liabilities		
Other (Note 4)	10 735 062	9 956 743
Deferred Revenue (Note 5)	556 207	333 465
Deferred Capital Revenue (Note 6)	132 105 106	128 725 676
Employee Future Benefits (Note 7)	1 724 880	1 623 884
Capital Lease Obligations	2 332 740	2 787 469
Total Liabilities	147 453 995	143 427 237
Net Debt	(126 002 116)	(128 987 455)
Non-Financial Assets		
Tangible Capital Assets (Note 9)	197 001 195	185 251 722
Restricted Assets (Endowments) (Note 11)	52 000	52 000
Prepaid Expenses	1 852 608	1 855 320
Total Non-Financial Assets	198 905 803	187 159 042
Accumulated Surplus (Deficit)	72 903 687	58 171 587
Contractual Obligations (Note 14)		
Approved by the Board		
 Patrick Gauthier (Sep 30, 2020 09:58 PDT)	Sep 30, 2020	
Signature of the Chairperson of the Board of Education	Date Signed	
	Sep 30, 2020	
Signature of the Superintendent	Date Signed	
 Lucie Pineau (Sep 25, 2020 13:38 PDT)	Sep 29, 2020	
Signature of the Secretary Treasurer	Date Signed	

School District No. 93 (Conseil Scolaire Francophone)

Statement 2

Statement of Operations
Year Ended June 30, 2020

	2020 Budget (Note 15)	2020 Actual	2019 Actual
	\$	\$	\$
Revenues			
Provincial Grants			
Ministry of Education	109 295 925	110 136 071	99 487 767
Federal Grants	205 000	530 279	673 913
Other Revenue	1 304 517	8 316 612	2 019 177
Rentals and Leases	55 000	109 271	110 964
Investment Income	100 000	113 470	205 583
Amortization of Deferred Capital Revenue	4 312 000	4 384 069	4 180 105
Total Revenue	115 272 442	123 589 772	106 677 509
Expenses (Note 17)			
Instruction	77 738 756	74 998 552	72 163 554
District Administration	4 976 889	5 644 860	6 169 787
Operations and Maintenance	23 921 830	20 770 327	20 185 652
Transportation and Housing	8 607 482	7 356 135	8 051 696
Debt Services	67 098	67 366	90 690
Amortization prepaid licence	20 431	20 432	20 431
Total Expense	115 332 486	108 857 672	106 681 810
Surplus (Deficit) for the year	(60 044)	14 732 100	(4 301)
Accumulated Surplus (Deficit) from Operations, beginning of year		58 171 587	58 175 888
Accumulated Surplus (Deficit) from Operations, end of year		72 903 687	58 171 587

School District No. 93 (Conseil Scolaire Francophone)

Statement 4

Statement of Changes in Net Debt

Year Ended June 30, 2020

	2020 Budget (Note 15)	2020 Actual	2019 Actual
	\$	\$	\$
Surplus (Deficit) for the year	<u>(60 044)</u>	<u>14 732 100</u>	<u>(4 301)</u>
Effect of change in Tangible Capital Assets			
Acquisition of Tangible Capital Assets	(13 885 243)	(17 802 468)	(12 324 283)
Amortization of Tangible Capital Assets	6 100 000	6 052 995	5 809 360
Total Effect of change in Tangible Capital Assets	<u>(7 785 243)</u>	<u>(11 749 473)</u>	<u>(6 514 923)</u>
Acquisition of Prepaid Expenses		(1 852 607)	(1 855 320)
Use of Prepaid Expenses		1 855 319	1 436 521
Total Effect of change in Other Non-Financial Assets	<u>-</u>	<u>2 712</u>	<u>(418 799)</u>
(Increase) Decrease in Net Debt, before Net Remeasurement Gains (Losses)	<u>(7 845 287)</u>	<u>2 985 339</u>	<u>(6 938 023)</u>
Net Remeasurement Gains (Losses)			
(Increase) Decrease in Net Debt		<u>2 985 339</u>	<u>(6 938 023)</u>
Net Debt, beginning of year		(128 987 455)	(122 049 432)
Net Debt, end of year		<u>(126 002 116)</u>	<u>(128 987 455)</u>

School District No. 93 (Conseil Scolaire Francophone)

Statement 5

Statement of Cash Flows

Year Ended June 30, 2020

	2020 Actual	2019 Actual
	\$	\$
Operating Transactions		
Surplus (Deficit) for the year	14 732 100	(4 301)
Changes in Non-Cash Working Capital		
Decrease (Increase)		
Accounts Receivable	(7 134 041)	(1 200 182)
Prepaid Expenses	2 712	(418 799)
Increase (Decrease)		
Accounts Payable and Accrued Liabilities	778 518	2 778 683
Deferred Revenue	222 742	(336 795)
Employee Future Benefits	100 996	258 834
Amortization of Tangible Capital Assets	6 052 995	5 809 360
Amortization of Deferred Capital Revenue	(4 384 069)	(4 180 105)
Recognition of Deferred Capital Revenue Spent on Sites	(3 911 020)	(378 047)
Prepaid licence and capital expenses	(3 340 875)	(3 821 347)
Total Operating Transactions	3 120 058	(1 492 699)
Capital Transactions		
Tangible Capital Assets Purchased	(15 985 870)	(11 130 342)
Tangible Capital Assets -WIP Purchased	(922 239)	(162 686)
Tangible Capital Assets purchased from lease financing	(894 359)	(1 031 255)
Total Capital Transactions	(17 802 468)	(12 324 283)
Financing Transactions		
Capital Revenue Received	15 035 822	12 637 032
Capital lease principal payment	(1 349 287)	(1 263 904)
Capital lease increase	894 359	1 031 255
Total Financing Transactions	14 580 894	12 404 383
Net Increase (Decrease) in Cash and Cash Equivalents	(101 516)	(1 412 599)
Cash and Cash Equivalents, beginning of year	10 886 267	12 298 866
Cash and Cash Equivalents, end of year	10 784 751	10 886 267
Cash and Cash Equivalents, end of year, is made up of:		
Cash Equivalents	10 784 751	10 886 267
	10 784 751	10 886 267

SCHOOL DISTRICT 93
NOTES TO FINANCIAL STATEMENTS
YEAR ENDED JUNE 30, 2020

NOTE 1 AUTHORITY AND PURPOSE

The School District, established on *January 3, 1996* operates under authority of the *School Act* of British Columbia as a corporation under the name of "The Board of Education of School District No. 93", and operates as "School District No. 93 (Conseil Scolaire Francophone de la Colombie-Britannique)." A board of education ("Board") elected for a four-year term governs the School District. The School District provides educational programs to students enrolled in schools in the district and is principally funded by the Province of British Columbia through the Ministry of Education. School District No. 93 (Conseil Scolaire Francophone de la Colombie-Britannique) is exempt from federal and provincial corporate income taxes.

The COVID-19 outbreak was declared a pandemic by the World Health Organization in March 2020 and has had a significant financial, market and social dislocating impact worldwide. Under direction of the Provincial Health Officer, all schools suspended in-class instruction in March 2020 and the District remained open to continue to support students and families in a variety of ways. Parents were given the choice to send their children back to school on a gradual and part-time basis beginning June 1 with new health and safety guidelines. The ongoing impact of the pandemic presents uncertainty over future cash flows, may have a significant impact on future operations including decreases in revenue, impairment of receivables, reduction in investment income and delays in completing capital project work. As the situation is dynamic and the ultimate duration and magnitude of the impact are not known, an estimate of the future financial effect on the District is not practicable at this time.

NOTE 2 SUMMARY OF SIGNIFICANT ACCOUNTING POLICIES

a) Basis of Accounting

These financial statements have been prepared in accordance with Section 23.1 of the *Budget Transparency and Accountability Act of the Province of British Columbia*. This Section requires that the financial statements be prepared in accordance with Canadian public sector accounting standards except in regard to the accounting for government transfers as set out in Notes 2(d) and 2(j).

In November 2011, Treasury Board provided a directive through Restricted Contributions Regulation 198/2011 providing direction for the reporting of restricted contributions whether they are received or receivable by the School District before or after this regulation was in effect.

As noted in notes 2(d) and 2(j), Section 23.1 of the *Budget Transparency and Accountability Act* and its related regulations require the School District to recognize government transfers for the acquisition of capital assets into revenue on the same basis as the related amortization expense. As these transfers do not contain stipulations that create a liability, Canadian public sector accounting standards would require these grants to be fully recognized into revenue.

**SCHOOL DISTRICT 93
NOTES TO FINANCIAL STATEMENTS
YEAR ENDED JUNE 30, 2020**

The impact of this difference on the financial statements of the School District is as follows:

Year-ended June 30, 2019 - increase in annual surplus by \$4,237,149

June 30, 2019 - increase in accumulated surplus and decrease in deferred contributions by \$128,725,676

Year-ended June 30, 2020 – increase in annual surplus by \$3,379,430

June 30, 2020 – increase in accumulated surplus and decrease in deferred contributions by \$132,105,106

NOTE 2 SUMMARY OF SIGNIFICANT ACCOUNTING POLICIES (Continued)

b) Cash and Cash Equivalents

Cash and cash equivalents include cash and highly liquid securities with original terms to maturity of three months or less when purchased that are readily convertible to known amounts of cash and that are subject to an insignificant risk of change in value. These cash equivalents generally have a maturity of three months or less at acquisition and are held for the purpose of meeting short-term cash commitments rather than for investing.

c) Accounts Receivable

Accounts receivable are measured at amortized cost and shown net of allowance for doubtful accounts.

d) Deferred Revenue and Deferred Capital Revenue

Deferred revenue includes contributions received with stipulations that meet the description of restricted contributions in the Restricted Contributions Regulation 198/2011 issued by Treasury Board. When restrictions are met, deferred revenue is recognized as revenue in the fiscal year in a manner consistent with the circumstances and evidence used to support the initial recognition of the contributions received as a liability as detailed in Note 2 (j).

Funding received for the acquisition of depreciable tangible capital assets is recorded as deferred capital revenue and amortized over the life of the asset acquired as revenue in the statement of operations. This accounting treatment is not consistent with the requirements of Canadian public sector accounting standards which require that government transfers be recognized as revenue when approved by the transferor and eligibility criteria have been met unless the transfer contains a stipulation that creates a liability in which case the transfer is recognized as revenue over the period that the liability is extinguished. See note 2 (a) for the impact of this policy on these financial statements

SCHOOL DISTRICT 93
NOTES TO FINANCIAL STATEMENTS
YEAR ENDED JUNE 30, 2020

NOTE 2 SUMMARY OF SIGNIFICANT ACCOUNTING POLICIES *(Continued)*

e) Employee Future Benefits

The School District provides certain post-employment benefits including vested and non-vested benefits for certain employees pursuant to certain contracts and union agreements.

The School District accrues its obligations and related costs including both vested and non-vested benefits under employee future benefit plans. Benefits include vested sick leave, accumulating non-vested sick leave, early retirement, retirement/severance, vacation, overtime and death benefits. The benefits cost is actuarially determined using the projected unit credit method pro-rated on service and using management's best estimate of expected salary escalation, termination rates, retirement rates and mortality. The discount rate used to measure obligations is based on the cost of borrowing.

The cumulative unrecognized actuarial gains and losses are amortized over the expected average remaining service lifetime (EARS�) of active employees covered under the plan.

The most recent valuation of the obligation was performed at March 31, 2019 and projected to March 31, 2022. The next valuation will be performed at March 31, 2022 for use at June 30, 2022. For the purposes of determining the financial position of the plans and the employee future benefit costs, a measurement date of March 31 was adopted for all periods subsequent to July 1, 2004.

The School district and its employees make contributions to the Teachers' Pension Plan and Municipal Pension Plan. The plans are multi-employer plans where assets and obligations are not separated. The costs are expensed as incurred.

SCHOOL DISTRICT 93
NOTES TO FINANCIAL STATEMENTS
YEAR ENDED JUNE 30, 2020

NOTE 2 SUMMARY OF SIGNIFICANT ACCOUNTING POLICIES *(Continued)*

f) Tangible Capital Assets

The following criteria apply:

- Tangible capital assets acquired or constructed are recorded at cost which includes amounts that are directly related to the acquisition, design, construction, development, improvement or betterment of the assets. Cost also includes overhead directly attributable to construction as well as interest costs that are directly attributable to the acquisition or construction of the asset.
- Donated tangible capital assets are recorded at their fair market value on the date of donation, except in circumstances where fair value cannot be reasonably determined, which are then recognized at nominal value. Transfers of capital assets from related parties are recorded at carrying value.
- Work-in-progress is recorded as an acquisition to the applicable asset class at substantial completion.
- Tangible capital assets are written down to residual value when conditions indicate they no longer contribute to the ability of the School District to provide services or when the value of future economic benefits associated with the sites and buildings are less than their net book value. The write-downs are accounted for as expenses in the Statement of Operations.
- Buildings that are demolished or destroyed are written-off.
- Works of art, historic assets and other intangible assets are not recorded as assets in these financial statements.
- The cost, less residual value, of tangible capital assets (excluding sites), is amortized on a straight-line basis over the estimated useful life of the asset. It is management's responsibility to determine the appropriate useful lives for tangible capital assets. These useful lives are reviewed on a regular basis or if significant events initiate the need to revise. Estimated useful life is as follows:

Buildings	40 years
Furniture & Equipment	10 years
Vehicles	10 years
Computer Software	5 years
Computer Hardware	5 years

SCHOOL DISTRICT 93
NOTES TO FINANCIAL STATEMENTS
YEAR ENDED JUNE 30, 2020

NOTE 2 SUMMARY OF SIGNIFICANT ACCOUNTING POLICIES *(Continued)*

g) Capital Leases

Leases that, from the point of view of the lessee, transfer substantially all the benefits and risks incident to ownership of the property to the School District are considered capital leases. These are accounted for as an asset and an obligation. Capital lease obligations are recorded at the present value of the minimum lease payments excluding executor costs, e.g., insurance, maintenance costs, etc. The discount rate used to determine the present value of the lease payments is the lower of the School District's rate for incremental borrowing or the interest rate implicit in the lease.

All other leases are accounted for as operating leases and the related payments are charged to expenses as incurred.

h) Prepaid Expenses

Annual software support agreements, memberships, subscriptions and registrations fees, services agreement and facilities rental are included as a prepaid expense and stated at acquisition cost and are charged to expense over the periods expected to benefit from it.

i) Funds and Reserves

Certain amounts, as approved by the Board are set aside in accumulated surplus for future operating and capital purposes. Transfers to and from funds and reserves are an adjustment to the respective fund when approved (see Note 12 – Interfund Transfers and Note 18 – Internally Restricted Surplus).

j) Revenue Recognition

Revenues are recognized in the period in which the transactions or events occurred that gave rise to the revenues. All revenues are recorded on an accrual basis, except when the accruals cannot be determined with a reasonable degree of certainty or when their estimation is impracticable.

Contributions received or where eligibility criteria have been met are recognized as revenue except where the contribution meets the criteria for deferral as described below. Eligibility criteria are the criteria that the School District has to meet in order to receive the contributions including authorization by the transferring government.

**SCHOOL DISTRICT 93
NOTES TO FINANCIAL STATEMENTS
YEAR ENDED JUNE 30, 2020**

NOTE 2 SUMMARY OF SIGNIFICANT ACCOUNTING POLICIES *(Continued)*

For contributions subject to a legislative or contractual stipulation or restriction as to their use, revenue is recognized as follows:

- Non-capital contributions for specific purposes are recorded as deferred revenue and recognized as revenue in the year related expenses are incurred,
- Contributions restricted for site acquisitions are recorded as revenue when the sites are purchased
- Contributions restricted for tangible capital assets acquisitions other than sites are recorded as deferred capital revenue and amortized over the useful life of the related assets.

Donated tangible capital assets other than sites are recorded at fair market value and amortized over the useful life of the assets. Donated sites are recorded as revenue at fair market value when received or receivable.

The accounting treatment for restricted contributions is not consistent with the requirements of Canadian public sector accounting standards which require that government transfers be recognized as revenue when approved by the transferor and eligibility criteria have been met unless the transfer contains a stipulation that meets the criteria for liability recognition in which case the transfer is recognized as revenue over the period that the liability is extinguished. See note 2(a) for the impact of this policy on these financial statements.

Revenue related to fees or services received in advance of the fee being earned or the service is performed is deferred and recognized when the fee is earned or service performed.

Investment income is reported in the period earned. When required by the funding party or related Act, investment income earned on deferred revenue is added to the deferred revenue balance.

SCHOOL DISTRICT 93
NOTES TO FINANCIAL STATEMENTS
YEAR ENDED JUNE 30, 2020

NOTE 2 SUMMARY OF SIGNIFICANT ACCOUNTING POLICIES *(Continued)*

k) Expenditures

Expenses are reported on an accrual basis. The cost of all goods consumed and services received during the year is expensed.

Categories of Salaries

- Principals, Vice-Principals, and Directors of Instruction employed under an administrative officer contract are categorized as Principals and Vice-Principals.
- Superintendents, Assistant Superintendents, Secretary-Treasurers, Trustees and other employees excluded from union contracts are categorized as Other Professionals.

Allocation of Costs

- Operating expenses are reported by function, program, and object. Whenever possible, expenditures are determined by actual identification. Additional costs pertaining to specific instructional programs, such as special and aboriginal education, are allocated to these programs. All other costs are allocated to related programs.
- Actual salaries of personnel assigned to two or more functions or programs are allocated based on the time spent in each function and program. School-based clerical salaries are allocated to school administration and partially to other programs to which they may be assigned. Principals and Vice-Principals salaries are allocated to school administration and may be partially allocated to other programs to recognize their other responsibilities.
- Employee benefits and allowances are allocated to the same programs, and in the same proportions, as the individual's salary.
- Supplies and services are allocated based on actual program identification.

l) Endowment Contributions

Endowment contributions are reported as revenue on the Statement of Operations when received. Investment income earned on endowment principal is recorded as deferred revenue if it meets the definition of a liability and is recognized as revenue in the year related expenses (disbursements) are incurred. If the investment income earned does not meet the definition of a liability, it is recognized as revenue in the year it is earned. Endowment assets are reported as restricted non-financial assets on the Statement of Financial Position.

SCHOOL DISTRICT 93
NOTES TO FINANCIAL STATEMENTS
YEAR ENDED JUNE 30, 2020

NOTE 2 SUMMARY OF SIGNIFICANT ACCOUNTING POLICIES *(Continued)*

m) Financial Instruments

A contract establishing a financial instrument creates, at its inception, rights and obligations to receive or deliver economic benefits. The financial assets and financial liabilities portray these rights and obligations in the financial statements. The School District recognizes a financial instrument when it becomes a party to a financial instrument contract.

Financial instruments consist of cash and cash equivalents, accounts receivable, accounts payable and accrued liabilities. The School District does not have any derivatives.

All financial assets and liabilities are recorded at cost or amortized cost and the associated transaction costs are added to the carrying value of these financial assets and liabilities upon initial recognition. Transaction costs are incremental costs directly attributable to the acquisition or issue of a financial asset or a financial liability.

Interest and dividends attributable to financial instruments are reported in the statement of operations.

All financial assets are tested annually for impairment. When financial assets are impaired, impairment losses are recorded in the statement of operations.

For financial instruments measured using amortized cost, the effective interest rate method is used to determine interest revenue or expense.

n) Measurement Uncertainty

Preparation of financial statements in accordance with the basis of accounting described in note 2 a) requires management to make estimates and assumptions that impact reported amounts of assets and liabilities at the date of the financial statements and revenues and expenses during the reporting periods. Significant areas requiring the use of management estimates relate to the potential impairment of assets, liabilities for contaminated sites, rates for amortization and estimated employee future benefits. Actual results could differ from those estimates.

SCHOOL DISTRICT 93
NOTES TO FINANCIAL STATEMENTS
YEAR ENDED JUNE 30, 2020

NOTE 3 ACCOUNTS RECEIVABLE – OTHER RECEIVABLES

	2020	2019
Due from Federal Government	\$428,633	\$839,259
Other	\$404,878	\$626,943
	<u>\$833,511</u>	<u>\$1,466,202</u>

NOTE 4 ACCOUNTS PAYABLE AND ACCRUED LIABILITIES - OTHER

	2020	2019
Trade Payables	\$9,067,337	\$8,743,005
Salaries and Benefits Payable	\$1,163,354	\$750,312
Accrued Vacation Pay	\$504,371	\$463,426
	<u>\$10,735,062</u>	<u>\$9,956,743</u>

NOTE 5 DEFERRED REVENUE

Deferred revenue includes unspent grants and contributions received that meet the description of a restricted contribution in the Restricted Contributions Regulation 198/2011 issued by Treasury Board, i.e., the stipulations associated with those grants and contributions have not yet been fulfilled.

	June 30, 2020	June 30, 2019
Balance, beginning of year	\$333,465	\$670,261
Changes for the year:		
Increase:		
Provincial Grants – MOE	\$12,794,699	\$9,962,983
Other Revenue	\$1,370,097	\$1,639,809
	<u>\$14,164,796</u>	<u>\$11,602,792</u>
Decrease:		
Recovered-MOE	(\$10,021)	(\$180,911)
Allocated to revenue-MOE	(\$12,686,208)	(\$9,885,818)
Allocated to revenue -Other	(\$1,245,825)	(\$1,872,859)
	<u>(\$13,942,054)</u>	<u>(\$11,939,588)</u>
Net changes in the year	\$222,742	(\$336,796)
Balance end of the year	<u>\$556,207</u>	<u>\$333,465</u>

SCHOOL DISTRICT 93
NOTES TO FINANCIAL STATEMENTS
YEAR ENDED JUNE 30, 2020

NOTE 6 DEFERRED CAPITAL REVENUE

Deferred capital revenue includes grants and contributions received that are restricted by the contributor for the acquisition of tangible capital assets that meet the description of a restricted contribution in the Restricted Contributions Regulation 198/2011 issued by Treasury Board. Once spent, the contributions are amortized into revenue over the life of the asset acquired.

	June 30, 2020	June 30, 2019
Deferred Capital Revenue, beginning of year	\$128,725,676	\$124,488,527
Increase:		
Provincial Grants – MOE	\$15,035,822	\$12,637,032
Provincial grants – Other	-	-
	<u>\$15,035,822</u>	<u>\$12,637,032</u>
Decrease:		
Land Acquisition	\$3,911,020	\$378,047
Amortization Deferred Capital Revenue	\$4,384,069	\$4,180,105
Leases-Costs	\$3,353,541	\$3,834,121
By-law maintenance	\$7,762	\$7,610
	<u>\$11,656,392</u>	<u>\$8,399,883</u>
Net changes for the year	<u>\$3,379,430</u>	<u>\$4,237,149</u>
Deferred Capital Revenue, end of the year	<u><u>\$132,105,106</u></u>	<u><u>\$128,725,676</u></u>

NOTE 7 EMPLOYEE FUTURE BENEFITS

Benefits include vested sick leave, accumulating non-vested sick leave, early retirement, retirement/severance, vacation, overtime and death benefits. Funding is provided when the benefits are paid and accordingly, there are no plan assets. Although no plan assets are uniquely identified, the School District has provided for the payment of these benefits.

	June 30, 2020	June 30, 2019
Reconciliation of Accrued Benefit Obligation		
Accrued Benefit Obligation – April 1	\$1,989,418	\$2,049,602
Service Cost	\$187,872	\$213,549
Interest Cost	\$52,867	\$59,884
Benefits Payments – April to March 31 Vested	(\$179,379)	(\$326,443)
Benefits Payments April 1 to March – Non-Vested	(\$19,337)	(\$24,977)
Increase (Decrease) in obligation due to plan amendment	-	(\$154,964)
Actuarial (Gain) Loss	\$119,668	\$172,767
Accrued Benefit Obligation – March 31	<u><u>\$2,151,129</u></u>	<u><u>\$1,989,418</u></u>

SCHOOL DISTRICT 93
NOTES TO FINANCIAL STATEMENTS
YEAR ENDED JUNE 30, 2020

NOTE 7 EMPLOYEE FUTURE BENEFITS (continued)

Reconciliation of Funded Status at End of Fiscal Year

Accrued Benefit Obligation – March 31	\$2,151,129	\$1,989,418
Market Value of Plan Assets – March 31	-	-
Funded Status – Surplus (Deficit)	(\$2,151,129)	(\$1,989,418)
Employer Contributions After Measurement Date	-	-
Benefit Expense after Measurement Date	(\$62,540)	(\$60,185)
Unamortized Net Actuarial (Gain) Loss	\$488,790	\$425,718
Accrued Benefit Asset (Liability) – June 30	(\$1,724,879)	(\$1,623,884)

Components of Net Benefit Expense

	June 30, 2020	June 30, 2019
Service Cost - July 1 to March 31	\$140,904	\$160,162
Service Cost – April 1 to June 30	\$49,521	\$46,968
Interest Cost – July 1 to March 31	\$39,650	\$44,913
Interest Cost – April 1 to June 30	\$13,020	\$13,217
Immediate recognition of Plan Amendment	-	(\$154,964)
Amortization of Net Actuarial (Gain)/Loss	\$56,616	\$196,015
Net Benefit Expense (Income)	\$299,710	\$306,311

Reconciliation of Change in Accrued Benefit Liability

Accrued Benefit Liability – July 1	\$1,623,885	\$1,365,050
Net expense for Fiscal Year	\$299,710	\$306,311
Employer Contributions – July 1 to March 31	(\$198,716)	(\$47,476)
Employer Contributions – April 1 to June 30	-	-
Accrued Benefit Liability (Asset) – June 30	\$1,724,879	\$1,623,884

The significant actuarial assumptions adopted for measuring the School District's accrued benefit obligations are:

	June 30, 2020	June 30, 2019
Discount Rate – April 1	2.50%	2.75%
Discount Rate – March 31	2.25%	2.50%
Long Term Salary Growth – April 1	2.50% + seniority	2.50% + seniority
Long Term Salary Growth – March 31	2.50% + seniority	2.50% + seniority
EARSL – March 31	11.1	11.1

SCHOOL DISTRICT 93
NOTES TO FINANCIAL STATEMENTS
YEAR ENDED JUNE 30, 2020

NOTE 8 CAPITAL LEASE OBLIGATIONS

The District has seventeen leases with terms up to 5 years remaining for computer equipment. The interest rate on these leases range from 2.39% to 6.41%.

Payments are due as follows:

2021	\$1,110,121
2022	\$683,097
2023	\$379,991
2024	\$214,218
2025	\$23,753
Total minimum lease payments	\$2,411,180
Less amounts representing interest	(\$78,640)
Present value of net minimum capital lease payments	<u>\$ 2,332,540</u>

Total interest on leases for the year ended June 30, 2020 was \$67,366 (2019 \$90,690).

NOTE 9 TANGIBLE CAPITAL ASSETS

June 30, 2020

Cost:	Balance at July 1, 2019	Additions	Disposals	Transfers (WIP)	Balance at June 30, 2020
Sites	\$49,302,739	\$3,971,397	-	-	\$53,274,136
Buildings	\$167,704,023	\$11,627,415	-	\$6,096	\$179,337,534
Buildings – WIP	\$539,808	\$922,239	-	(\$6,096)	\$1,455,951
Furniture & Equipment	\$4,108,362	\$387,058	(\$488,840)	-	\$4,006,580
Vehicles	\$16,368	-	-	-	\$16,368
Computer Software	\$121,320	-	-	-	\$121,320
Computer Hardware	\$353,094	-	(\$6,750)	-	\$346,344
Asset under capital lease	\$5,300,076	\$894,359	(\$96,275)	-	\$6,098,160
Total	<u>\$227,445,790</u>	<u>\$17,802,468</u>	<u>(\$591,865)</u>	<u>-</u>	<u>\$244,656,393</u>

Accumulated Amortization:	Balance at July 1, 2019	Additions	Disposals	Balance at June 30, 2020
Sites	-	-	-	-
Buildings	\$37,412,451	\$4,411,582	-	\$41,824,033
Furniture & Equipment	\$2,257,565	\$405,747	(\$488,840)	\$2,174,472
Vehicles	\$12,277	\$1,637	-	\$13,914
Computer Software	\$61,106	\$24,264	-	\$85,370
Computer Hardware	\$83,740	-	(\$6,750)	\$76,990
Asset under capital lease	<u>\$2,366,929</u>	<u>\$1,209,765</u>	<u>(\$96,275)</u>	<u>\$3,480,419</u>

SCHOOL DISTRICT 93
NOTES TO FINANCIAL STATEMENTS
YEAR ENDED JUNE 30, 2020

Total	<u>\$42,194,068</u>	<u>\$6,052,995</u>	<u>(\$591,865)</u>	<u>\$47,655,198</u>
-------	---------------------	--------------------	--------------------	---------------------

NOTE 9 TANGIBLE CAPITAL ASSETS (continued)

June 30, 2019

Cost:	Balance at July 1, 2018	Additions	Disposals	Transfers (WIP)	Balance at June 30, 2019
Sites	\$48,838,070	\$464,669	-	-	\$49,302,739
Buildings	\$157,532,222	\$10,171,801	-	-	\$167,704,023
Buildings – WIP	\$377,122	\$162,686	-	-	\$539,808
Furniture & Equipment	\$4,812,457	\$493,872	(\$1,197,967)	-	\$4,108,362
Vehicles	\$16,368	-	-	-	\$16,368
Computer Software	\$121,320	-	-	-	\$121,320
Computer Hardware	\$374,769	-	(\$21,675)	-	\$353,094
Asset under capital lease	\$6,309,618	\$1,031,255	(\$2,040,797)	-	\$5,300,076
Total	<u>\$218,381,946</u>	<u>\$12,324,283</u>	<u>(\$3,260,439)</u>	<u>-</u>	<u>\$227,445,790</u>

Accumulated Amortization:	Balance at July 1, 2018	Additions	Disposals	Balance at June 30, 2019
Sites	-	-	-	-
Buildings	\$33,308,786	\$4,103,665	-	\$37,412,451
Furniture & Equipment	\$3,009,491	\$446,041	(\$1,197,967)	\$2,257,565
Vehicles	\$10,640	\$1,637	-	\$12,277
Computer Software	\$36,842	\$24,264	-	\$61,106
Computer Hardware	\$93,270	\$12,145	(\$21,675)	\$83,740
Asset under capital lease	\$3,186,118	\$1,221,608	(\$2,040,797)	\$2,366,929
Total	<u>\$39,645,147</u>	<u>\$5,809,360</u>	<u>(\$3,260,439)</u>	<u>\$42,194,068</u>

Net Book Value:

	Net Book Value June 30, 2020	Net Book Value June 30, 2019
Sites	\$53,274,136	\$49,302,739
Buildings	\$137,513,501	\$130,291,572
Buildings – work in progress	\$1,455,951	\$539,808
Furniture & Equipment	\$1,832,108	\$1,850,797
Vehicles	\$2,454	\$4,091
Computer Software	\$35,950	\$60,214
Computer Hardware	\$269,354	\$269,354
Assets under capital lease	\$2,617,741	\$2,933,147
Total	<u>\$197,001,195</u>	<u>\$185,251,722</u>

SCHOOL DISTRICT 93
NOTES TO FINANCIAL STATEMENTS
YEAR ENDED JUNE 30, 2020

NOTE 10 EMPLOYEE PENSION PLANS

The School District and its employees contribute to the Teachers' Pension Plan and Municipal Pension Plan (jointly trustee pension plans). The boards of trustees for these plans, representing plan members and employers, are responsible for administering the pension plans, including investing assets and administering benefits. The plans are multi-employer defined benefit pension plans. Basic pension benefits are based on a formula. As at December 31, 2018, the Teachers' Pension Plan has about 48,000 active members and approximately 38,000 retired members. As of December 31, 2018, the Municipal Pension Plan has about 205,000 active members, including approximately 26,000 from school districts.

Every three years, an actuarial valuation is performed to assess the financial position of the plans and adequacy of plan funding. The actuary determines an appropriate combined employer and member contribution rate to fund the plans. The actuary's calculated contribution rate is based on the entry-age normal cost method, which produces the long-term rate of member and employer contributions sufficient to provide benefits for average future entrants to the plans. This rate may be adjusted for the amortization of any actuarial funding surplus and will be adjusted for the amortization of any unfunded actuarial liability.

The most recent actuarial valuation of the Teachers' Pension Plan as at December 31, 2017, indicated a \$1,656 million surplus for basic pension benefits on a going concern basis. As a result of the 2017 basic account actuarial valuation surplus, plan enhancements and contribution rate adjustments were made; the remaining \$644 million surplus was transferred to the rate stabilization account.

The most recent actuarial valuation for the Municipal Pension Plan as at December 31, 2018, indicated a \$2,866 million funding surplus for basic pension benefits on a going concern basis.

The school district paid \$5,817,340 for employer contributions to the plans for the year ended June 30, 2020 (2019: \$5,682,081)

The next valuation for the Teachers' Pension Plan will be as at December 31, 2020, with results available in 2021. The next valuation for the Municipal Pension Plan will be as at December 31, 2021, with results available in 2022.

Employers participating in the plans record their pension expense as the amount of employer contributions made during the fiscal year (defined contribution pension plan accounting). This is because the plans record accrued liabilities and accrued assets for each plan in aggregate, resulting in no consistent and reliable basis for allocating the obligation, assets and cost to individual employers participating in the plans.

**SCHOOL DISTRICT 93
NOTES TO FINANCIAL STATEMENTS
YEAR ENDED JUNE 30, 2020**

NOTE 11 RESTRICTED ASSETS - ENDOWMENT FUNDS

Donors have placed restrictions on their contributions to the endowment funds of the school district. One restriction is that the original contribution should not be spent. Another potential restriction is that any investment income of the endowment fund that is required to offset the eroding effect of inflation or preserve the original value of the endowment should also not be spent.

Name of Endowment	2019	Contributions	2020
Dr. Moreau	\$15,000	\$	\$15,000
Devencore	\$12,000	\$	\$12,000
Cadillac Fairview – Vanoc	\$25,000	\$	\$25,000
Total	\$52,000	\$	\$52,000

NOTE 12 INTERFUND TRANSFERS

Interfund transfers between the operating, special purpose and capital funds for the year ended June 30, 2020, transfers were as follows:

- \$2,484,990 (2019: \$536,192) transferred from the Operating Fund to the Capital Fund for the purchase of capital equipment.
- \$199,082 (2019: \$191,138) transferred from the Special Purpose Fund to the Capital Fund for the purchase of capital assets.
- \$73,572 (2019: \$1,057,466) transferred from the Operating Fund to the Capital Fund for the payment (including interest and capital) of the capital lease obligations.
- \$1,343,081 (2019: \$297,148) transferred from the Special Purpose Funds to the Capital Fund for the payment (including interest and capital) of the capital lease obligations.

NOTE 13 RELATED PARTY TRANSACTIONS

The School District is related through common ownership to all Province of British Columbia ministries, agencies, school districts, health authorities, colleges, universities, and crown corporations. Transactions with these entities, unless disclosed separately, are considered to be in the normal course of operations and are recorded at the exchange amount.

SCHOOL DISTRICT 93
NOTES TO FINANCIAL STATEMENTS
YEAR ENDED JUNE 30, 2020

NOTE 14 CONTRACTUAL OBLIGATIONS

The School District has entered into a number of multiple-year contracts for the delivery of services and the construction of tangible capital assets. These contractual obligations will become liabilities in the future when the terms of the contracts are met. Disclosure relates to the unperformed portion of the contracts.

Contractual obligations	2021	2022	2023	2024	2025	Thereafter
Office – Lease	\$742,272	\$754,496	\$754,496	\$754,496	\$188,624	-
Copiers – Lease	\$196,547	\$184,865	\$146,011	\$123,067	\$89,353	\$20,005
Vehicles – Lease	\$17,430	\$17,430	-	-	-	-
Prepaid Land License	\$7,917	\$8,078	\$8,237	\$8,401	\$8,569	\$26,751
School Lease	\$2,216,201	\$1,023,290	\$663,757	\$559,185	\$150,567	\$825,617
	<u>\$3,180,367</u>	<u>\$1,988,159</u>	<u>\$1,931,875</u>	<u>\$1,445,149</u>	<u>\$437,113</u>	<u>\$872,373</u>

Construction Related Commitments

In spring 2012, the Ministry of Education announced a capital project to build a school in the False Creek area in Vancouver. The certificate of approval amount is still unknown. As at June 30, 2020, \$534,464 (2019 \$435,873) has been spent.

NOTE 15 BUDGET FIGURES

The annual budget was originally approved by the Board on June 22, 2019. While Public Sector Accounting Standards require the presentation of the originally planned budget, an amended budget based on more accurate enrolment numbers was approved by the Board and filed with the Ministry of Education on February 29, 2020. Significant changes between the original and amended budget are as follows:

Revenues	Annual Budget	Amended Budget	Variances
Provincial Grants - Ministry of Education	\$102,444,406	\$109,295,925	(\$6,851,519)
Provincial Grants – Other	\$205,000	\$205,000	(\$0)
Other Revenue	\$2,275,963	\$1,304,517	\$971,946
Rentals and Leases	\$55,000	\$55,000	-
Investment Income	\$175,000	\$100,000	\$75,000
Amortization of Deferred Revenue	\$4,150,000	\$4,312,000	(\$162,000)
Total Revenue	<u>\$109,305,369</u>	<u>\$115,272,442</u>	<u>(\$5,967,073)</u>

SCHOOL DISTRICT 93
NOTES TO FINANCIAL STATEMENTS
YEAR ENDED JUNE 30, 2020

NOTE 15 (continued)

Expenses

Instruction	\$75,134,508	\$77,738,756	(\$2,604,248)
District Administration	\$5,205,938	\$4,976,889	\$229,049
Operations and Maintenance	\$20,337,664	\$23,921,830	(\$3,584,166)
Transportation and Housing	\$8,219,411	\$8,607,482	(\$388,071)
Debt Services	\$58,031	\$67,098	(\$9,067)
Amortization of Prepaid Licence	\$20,431	\$20,431	-
Total Expenses	\$108,975,983	\$115,332,486	(\$6,356,503)

Budgeted revenues mainly increased due to the Classroom Enhancement Fund grant to cover the changes in budgeted expenses related to the resolution of the Supreme Court of Canada decision on class size and composition.

NOTE 16 ASSET RETIREMENT OBLIGATION

Legal liabilities may exist for the removal or disposal of asbestos in schools that will undergo major renovations or demolition. The value of the liability for asbestos removal or disposal will be recognized in the period in which a reasonable estimate of fair value can be made. As at June 30, 2020 the liability is not reasonably determinable.

NOTE 17 EXPENSE BY OBJECT

	June 30, 2020	June 30, 2019
Salaries and Benefits	\$71,635,870	\$67,416,274
Services and Supplies	\$31,081,075	\$33,338,264
Interest	\$87,732	\$117,912
Amortization	\$6,052,995	\$5,809,360
	\$108,857,672	\$106,681,810

The Service and Supplies balance includes interfund transfers. See note 12.

**SCHOOL DISTRICT 93
NOTES TO FINANCIAL STATEMENTS
YEAR ENDED JUNE 30, 2020**

NOTE 18 INTERNALLY RESTRICTED SURPLUS – OPERATING

Aboriginal projects	\$102,715
Professional Development	\$30,000
Schools Budget	\$520,869
School Generated funds	\$435,832
	<hr/>
Subtotal Internally Restricted	\$1,089,416
	 <hr/>
Unrestricted Operating Surplus (Deficit)	\$8,303,431
Total Available for Future Operations	<hr/> <u>\$9,392,847</u>

NOTE 19 ECONOMIC DEPENDENCE

The operations of the School District are dependent on continued funding from the Ministry of Education and various governmental agencies to carry out its programs. These financial statements have been prepared on a going concern basis.

NOTE 20 CREDIT FACILITIES

The School District has a credit facility with the Royal Bank of Canada comprising various components consisting of a lease line of credit of \$5,000,000, line of credit of \$ 800,000, letter of credit of \$ 2,500,000 and corporate visa with a limit of \$80,000. The School District has a credit facility with Home Depot comprising of a corporate credit card with a limit of \$10,000. A Board of Director's resolution authorizing borrowings is required to maintain the credit facility. When used, the credit facility is repayable on demand and bears interest at the time each lease is entered.

The School has issued a letter of guarantee amounting to \$ 2,469,000

**SCHOOL DISTRICT 93
NOTES TO FINANCIAL STATEMENTS
YEAR ENDED JUNE 30, 2020**

NOTE 21 RISK MANAGEMENT

The School District has exposure to the following risks from its use of financial instruments: credit risk, market risk and liquidity risk.

The Board ensures that the School District has identified its risks and ensures that management monitors and controls them.

a) Credit risk:

Credit risk is the risk of financial loss to an institution if a customer or counterparty to a financial instrument fails to meet its contractual obligations. Such risks arise principally from certain financial assets held consisting of cash, amounts receivable and investments.

The School District is exposed to credit risk in the event of non-performance by a borrower. This risk is mitigated as most amounts receivable are due from the Province and are collectible.

It is management's opinion that the School District is not exposed to significant credit risk associated with its cash deposits and investments as they are placed in recognized British Columbia institutions and the School District invests solely in guaranteed investment certificates.

b) Market risk:

Market risk is the risk that the fair value or future cash flows of a financial instrument will fluctuate because of changes in market prices. Market risk is comprised of currency risk and interest rate risk.

Currency risk is the risk that the fair value or future cash flows of a financial instrument will fluctuate because of changes in the foreign exchange rates. It is management's opinion that the School District is not exposed to significant currency risk, as amounts held and purchases made in foreign currency are insignificant.

Interest rate risk is the risk that the fair value or future cash flows of a financial instrument will fluctuate because of changes in the market interest rates. The School District is exposed to interest rate risk through its investments. It is management's opinion that the School District is not exposed to significant interest rate risk as they invest solely in guaranteed investments certificates that have a maturity date of no more than three years.

**SCHOOL DISTRICT 93
NOTES TO FINANCIAL STATEMENTS
YEAR ENDED JUNE 30, 2020**

NOTE 21 RISK MANAGEMENT (continued)

c) Liquidity risk

Liquidity risk is the risk that the School District will not be able to meet its financial obligations as they become due.

The School District manages liquidity risk by continually monitoring actual and forecasted cash flows from operations and anticipated investing activities to ensure, as far as possible, that it will always have sufficient liquidity to meet its liabilities when due, under both normal and stressed conditions, without incurring unacceptable losses or risking damage to the School District's reputation.

Risk Management and insurance services for all School Districts in British Columbia are provided by the Risk Management Branch of the Ministry of Finance.

NOTE 22 COMPARATIVE FIGURES

Certain prior year comparative figures have been restarted to conform to the current year financial statement presentation

NOTE 23 CONTINGENT ASSETS

In June 2020, the Supreme Court of Canada awarded the CSF a partial reimbursement of costs related to an action initiated in 2010 in the British Columbia Supreme Court. The amount of the reimbursement is unknown at that time. The determination of the amount is subject to an analysis of costs related to the action incurred by the CSF over the last 10 years, followed by discussions with the Province to settle on a final amount. This process will take several months.

School District No. 93 (Conseil Scolaire Francophone)

Schedule 1 (Unaudited)

Schedule of Changes in Accumulated Surplus (Deficit) by Fund

Year Ended June 30, 2020

	Operating Fund	Special Purpose Fund	Capital Fund	2020 Actual	2019 Actual
	\$	\$	\$	\$	\$
Accumulated Surplus (Deficit), beginning of year	915 768	52 000	57 203 819	58 171 587	58 175 888
Changes for the year					
Surplus (Deficit) for the year	11 035 641	1 542 163	2 154 296	14 732 100	(4 301)
Interfund Transfers					
Tangible Capital Assets Purchased	(2 484 990)	(199 082)	2 684 072	-	
Other	(73 572)	(1 343 081)	1 416 653	-	
Net Changes for the year	8 477 079	-	6 255 021	14 732 100	(4 301)
Accumulated Surplus (Deficit), end of year - Statement 2	9 392 847	52 000	63 458 840	72 903 687	58 171 587

School District No. 93 (Conseil Scolaire Francophone)

Schedule 2 (Unaudited)

Schedule of Operating Operations

Year Ended June 30, 2020

	2020 Budget (Note 15)	2020 Actual	2019 Actual
	\$	\$	\$
Revenues			
Provincial Grants			
Ministry of Education	89 008 418	90 177 540	85 086 481
Federal Grants		249 860	424 955
Other Revenue	254 517	7 351 206	395 276
Rentals and Leases	55 000	109 271	110 964
Investment Income	100 000	113 470	205 583
Total Revenue	89 417 935	98 001 347	86 223 259
Expenses			
Instruction	64 063 968	62 687 414	60 979 839
District Administration	4 976 889	5 644 860	6 169 787
Operations and Maintenance	10 504 988	11 277 297	10 152 195
Transportation and Housing	8 607 482	7 356 135	8 051 696
Total Expense	88 153 327	86 965 706	85 353 517
Operating Surplus (Deficit) for the year	1 264 608	11 035 641	869 742
Budgeted Appropriation (Retirement) of Surplus (Deficit)	219 887		
Net Transfers (to) from other funds			
Tangible Capital Assets Purchased	(327 514)	(2 484 990)	(536 192)
Other	(1 156 981)	(73 572)	(1 057 446)
Total Net Transfers	(1 484 495)	(2 558 562)	(1 593 638)
Total Operating Surplus (Deficit), for the year	-	8 477 079	(723 896)
Operating Surplus (Deficit), beginning of year		915 768	1 639 664
Operating Surplus (Deficit), end of year		9 392 847	915 768
Operating Surplus (Deficit), end of year			
Internally Restricted		1 089 416	655 720
Unrestricted		8 303 431	260 048
Total Operating Surplus (Deficit), end of year		9 392 847	915 768

School District No. 93 (Conseil Scolaire Francophone)

Schedule 2A (Unaudited)

Schedule of Operating Revenue by Source
Year Ended June 30, 2020

	2020 Budget (Note 15)	2020 Actual	2019 Actual
	\$	\$	\$
Provincial Grants - Ministry of Education			
Operating Grant, Ministry of Education	87 585 331	87 675 747	83 948 208
ISC/LEA Recovery	(117 952)	(141 246)	(117 952)
Other Ministry of Education Grants			
Pay Equity	100 251	100 251	100 251
Transportation Supplement	750 415	750 415	750 415
Economic Stability Dividend			70 125
Carbon Tax Grant	45 000	42 315	42 315
Employer Health Tax Grant	547 826	547 826	166 473
Support Staff Wage Increase Funding		237 710	
Teachers' Labour Settlement Funding		731 524	
Literacy and France EdPartnership	79 317		79 317
FSA	15 000	14 329	14 329
Strategic Priorities			33 000
Early learning framework implementation	3 230	3 230	
Recruitment and retention + BC tea transportation		215 439	
Total Provincial Grants - Ministry of Education	89 008 418	90 177 540	85 086 481
Federal Grants		249 860	424 955
Other Revenues			
Funding from First Nations	117 952	141 246	117 952
Miscellaneous			
Miscellaneous	136 565	109 960	277 324
Supreme court settlement		7 100 000	
Total Other Revenue	254 517	7 351 206	395 276
Rentals and Leases	55 000	109 271	110 964
Investment Income	100 000	113 470	205 583
Total Operating Revenue	89 417 935	98 001 347	86 223 259

School District No. 93 (Conseil Scolaire Francophone)

Schedule 2B (Unaudited)

Schedule of Operating Expense by Object
Year Ended June 30, 2020

	2020 Budget (Note 15)	2020 Actual	2019 Actual
	\$	\$	\$
Salaries			
Teachers	28 885 238	27 870 617	27 816 189
Principals and Vice Principals	6 015 550	5 476 089	5 105 656
Educational Assistants	5 662 243	4 968 898	4 717 277
Support Staff	5 282 086	5 410 757	4 433 493
Other Professionals	2 722 691	3 182 187	2 658 822
Substitutes	4 277 850	3 045 375	3 967 369
Total Salaries	52 845 658	49 953 923	48 698 806
Employee Benefits	9 865 081	12 229 456	11 661 146
Total Salaries and Benefits	62 710 739	62 183 379	60 359 952
Services and Supplies			
Services	11 732 522	11 269 219	10 320 480
Student Transportation	8 559 982	7 280 086	8 002 719
Professional Development and Travel	1 875 694	1 489 236	1 762 167
Rentals and Leases	307 749	951 428	589 778
Dues and Fees	107 280	224 110	114 872
Insurance	100 005	88 219	95 039
Interest	10 500	20 366	27 222
Supplies	1 491 698	2 234 035	2 722 192
Utilities	1 257 158	1 225 628	1 359 096
Total Services and Supplies	25 442 588	24 782 327	24 993 565
Total Operating Expense	88 153 327	86 965 706	85 353 517

School District No. 93 (Conseil Scolaire Francophone)

Operating Expense by Function, Program and Object

Year Ended June 30, 2020

Schedule 2C (Unaudited)

	Teachers Salaries	Principals and Vice Principals Salaries	Educational Assistants Salaries	Support Staff Salaries	Other Professionals Salaries	Substitutes Salaries	Total Salaries
	\$	\$	\$	\$	\$	\$	\$
1 Instruction							
1.02 Regular Instruction	23 193 834	953 384	452 919	722 447	277 414	2 394 023	27 994 021
1.03 Career Programs	193 703	2 029					195 732
1.07 Library Services	-	19 135		96 839		8 155	124 129
1.08 Counselling	1 203 406	69 935			8 773		1 282 114
1.10 Special Education	1 499 866	166 535	4 331 140	726 089	323 711	350 860	7 398 201
1.30 English Language Learning	1 641 374	194 166	1 525			714	1 837 779
1.31 Indigenous Education	138 434	14 809	183 314	24 939	60 679	10 341	432 516
1.41 School Administration		4 056 096		2 498 342		225 238	6 779 676
Total Function 1	27 870 617	5 476 089	4 968 898	4 068 656	661 804	2 998 104	46 044 168
4 District Administration							
4.11 Educational Administration				189 162	762 663	2 299	954 124
4.40 School District Governance					116 810		116 810
4.41 Business Administration				403 756	1 017 134	40 875	1 461 765
Total Function 4	-	-	-	592 918	1 896 607	43 174	2 532 699
5 Operations and Maintenance							
5.41 Operations and Maintenance Administration				50 600	219 355		269 955
5.50 Maintenance Operations				698 583	404 421	4 097	1 107 101
5.52 Maintenance of Grounds							-
5.56 Utilities							-
Total Function 5	-	-	-	749 183	623 776	4 097	1 377 056
7 Transportation and Housing							
7.41 Transportation and Housing Administration							-
7.70 Student Transportation							-
Total Function 7	-	-	-	-	-	-	-
9 Debt Services							
Total Function 9	-	-	-	-	-	-	-
Total Functions 1 - 9	27 870 617	5 476 089	4 968 898	5 410 757	3 182 187	3 045 375	49 953 923

School District No. 93 (Conseil Scolaire Francophone)

Schedule 2C (Unaudited)

Operating Expense by Function, Program and Object

Year Ended June 30, 2020

	Total Salaries	Employee Benefits	Total Salaries and Benefits	Services and Supplies	2020 Actual	2020 Budget (Note 15)	2019 Actual
	\$	\$	\$	\$	\$	\$	\$
1 Instruction							
1.02 Regular Instruction	27 994 021	6 571 581	34 565 602	3 880 120	38 445 722	35 932 768	37 267 094
1.03 Career Programs	195 732	51 750	247 482		247 482	225 543	266 910
1.07 Library Services	124 129	34 082	158 211	271 416	429 627	1 882 911	566 558
1.08 Counselling	1 282 114	292 105	1 574 219	61 175	1 635 394	1 710 405	1 488 559
1.10 Special Education	7 398 201	1 979 863	9 378 064	347 518	9 725 582	10 050 170	9 263 602
1.30 English Language Learning	1 837 779	422 413	2 260 192	62 256	2 322 448	3 127 138	2 326 280
1.31 Indigenous Education	432 516	103 952	536 468	195 504	731 972	840 554	628 940
1.41 School Administration	6 779 676	1 919 136	8 698 812	450 375	9 149 187	10 294 479	9 171 896
Total Function 1	46 044 168	11 374 882	57 419 050	5 268 364	62 687 414	64 063 968	60 979 839
4 District Administration							
4.11 Educational Administration	954 124	198 739	1 152 863	874 503	2 027 366	1 964 472	2 265 254
4.40 School District Governance	116 810	6 779	123 589	976 826	1 100 415	572 970	1 263 499
4.41 Business Administration	1 461 765	340 202	1 801 967	715 112	2 517 079	2 439 447	2 641 034
Total Function 4	2 532 699	545 720	3 078 419	2 566 441	5 644 860	4 976 889	6 169 787
5 Operations and Maintenance							
5.41 Operations and Maintenance Administration	269 955	57 249	327 204	221 661	548 865	554 235	518 572
5.50 Maintenance Operations	1 107 101	251 605	1 358 706	7 316 430	8 675 136	8 000 055	7 456 123
5.52 Maintenance of Grounds	-	-	-	827 669	827 669	693 540	818 404
5.56 Utilities	-	-	-	1 225 627	1 225 627	1 257 158	1 359 096
Total Function 5	1 377 056	308 854	1 685 910	9 591 387	11 277 297	10 504 988	10 152 195
7 Transportation and Housing							
7.41 Transportation and Housing Administration	-	-	-	76 049	76 049	47 500	48 977
7.70 Student Transportation	-	-	-	7 280 086	7 280 086	8 559 982	8 002 719
Total Function 7	-	-	-	7 356 135	7 356 135	8 607 482	8 051 696
9 Debt Services							
Total Function 9	-	-	-	-	-	-	-
Total Functions 1 - 9	49 953 923	12 229 456	62 183 379	24 782 327	86 965 706	88 153 327	85 353 517

School District No. 93 (Conseil Scolaire Francophone)

Schedule 3 (Unaudited)

Schedule of Special Purpose Operations

Year Ended June 30, 2020

	2020 Budget (Note 15)	2020 Actual	2019 Actual
	\$	\$	\$
Revenues			
Provincial Grants			
Ministry of Education	12 970 665	12 686 208	9 885 818
Federal Grants	205 000	280 419	248 958
Other Revenue	1 050 000	965 406	1 623 901
Total Revenue	14 225 665	13 932 033	11 758 677
Expenses			
Instruction	13 674 788	12 311 138	11 183 715
Operations and Maintenance		78 732	86 676
Total Expense	13 674 788	12 389 870	11 270 391
Special Purpose Surplus (Deficit) for the year	550 877	1 542 163	488 286
Net Transfers (to) from other funds			
Tangible Capital Assets Purchased	(183 729)	(199 082)	(191 138)
Other	(367 148)	(1 343 081)	(297 148)
Total Net Transfers	(550 877)	(1 542 163)	(488 286)
Total Special Purpose Surplus (Deficit) for the year	-	-	-
Special Purpose Surplus (Deficit), beginning of year		52 000	52 000
Special Purpose Surplus (Deficit), end of year		52 000	52 000
Special Purpose Surplus (Deficit), end of year			
Endowment Contributions		52 000	52 000
Total Special Purpose Surplus (Deficit), end of year		52 000	52 000

School District No. 93 (Conseil Scolaire Francophone)

Schedule 3A (Unaudited)

Changes in Special Purpose Funds and Expense by Object

Year Ended June 30, 2020

	Annual Facility Grant	Learning Improvement Fund	Special Education Equipment	Service Delivery Transformation	School Generated Funds	Strong Start	Ready, Set, Learn	OLEP	CommunityLINK
	\$	\$	\$	\$	\$	\$	\$	\$	\$
Deferred Revenue, beginning of year			10 791	457	113 935	79 101	74 509	28 211	
Add: Restricted Grants									
Provincial Grants - Ministry of Education	277 814	326 744				180 464	81 628	5 395 454	130 230
Federal Grants									
Other					1 106 118				
	277 814	326 744	-	-	1 106 118	180 464	81 628	5 395 454	130 230
Less: Allocated to Revenue	277 814	326 744	-	-	965 406	174 781	49 697	5 395 454	130 230
Recovered									
Deferred Revenue, end of year	-	-	10 791	457	254 647	84 784	106 440	28 211	-
Revenues									
Provincial Grants - Ministry of Education	277 814	326 744				174 781	49 697	5 395 454	130 230
Federal Grants									
Other Revenue					965 406				
	277 814	326 744	-	-	965 406	174 781	49 697	5 395 454	130 230
Expenses									
Salaries									
Teachers								684 795	
Principals and Vice Principals								77 026	
Educational Assistants		255 572				119 838		226 825	55 599
Support Staff	48 169					17 222		384 392	
Other Professionals									
Substitutes							4 287	446 226	20 008
	48 169	255 572	-	-	-	137 060	4 287	1 819 264	75 607
Employee Benefits	12 827	71 172				37 721	1 108	391 673	20 722
Services and Supplies	17 736				965 406		44 302	1 841 436	33 901
	78 732	326 744	-	-	965 406	174 781	49 697	4 052 373	130 230
Net Revenue (Expense) before Interfund Transfers	199 082	-	-	-	-	-	-	1 343 081	-
Interfund Transfers									
Tangible Capital Assets Purchased	(199 082)								
Other								(1 343 081)	
	(199 082)	-	-	-	-	-	-	(1 343 081)	-
Net Revenue (Expense)	-	-	-	-	-	-	-	-	-

School District No. 93 (Conseil Scolaire Francophone)

Changes in Special Purpose Funds and Expense by Object

Year Ended June 30, 2020

Schedule 3A (Unaudited)

	Classroom Enhancement Fund - Overhead	Classroom Enhancement Fund - Staffing	Classroom Enhancement Fund - Remedies	Mental Health in Schools	Changing Results for Young Children	BC settlement Program	TOTAL
	\$	\$	\$	\$	\$	\$	\$
Deferred Revenue, beginning of year			10 021			16 440	333 465
Add: Restricted Grants							
Provincial Grants - Ministry of Education	375 947	5 901 884	77 805	28 500	18 229		12 794 699
Federal Grants						263 979	263 979
Other							1 106 118
	375 947	5 901 884	77 805	28 500	18 229	263 979	14 164 796
Less: Allocated to Revenue	375 947	5 901 884	20 000	28 500	5 157	280 419	13 932 033
Recovered			10 021				10 021
Deferred Revenue, end of year	-	-	57 805	-	13 072	-	556 207
Revenues							
Provincial Grants - Ministry of Education	375 947	5 901 884	20 000	28 500	5 157		12 686 208
Federal Grants						280 419	280 419
Other Revenue							965 406
	375 947	5 901 884	20 000	28 500	5 157	280 419	13 932 033
Expenses							
Salaries							
Teachers		4 831 862					5 516 657
Principals and Vice Principals	226 667						303 693
Educational Assistants						174 609	832 443
Support Staff	30 000						479 783
Other Professionals	50 000					30 409	80 409
Substitutes			15 310		5 000	11 713	502 544
	306 667	4 831 862	15 310	-	5 000	216 731	7 715 529
Employee Benefits	69 280	1 070 022	4 690		157	57 590	1 736 962
Services and Supplies				28 500		6 098	2 937 379
	375 947	5 901 884	20 000	28 500	5 157	280 419	12 389 870
Net Revenue (Expense) before Interfund Transfers	-	-	-	-	-	-	1 542 163
Interfund Transfers							
Tangible Capital Assets Purchased							(199 082)
Other							(1 343 081)
	-	-	-	-	-	-	(1 542 163)
Net Revenue (Expense)	-	-	-	-	-	-	-

School District No. 93 (Conseil Scolaire Francophone)

Schedule 4 (Unaudited)

Schedule of Capital Operations

Year Ended June 30, 2020

	2020 Budget (Note 15)	2020 Actual			2019 Actual
		Invested in Tangible Capital Assets	Local Capital	Fund Balance	
	\$	\$	\$	\$	\$
Revenues					
Provincial Grants					
Ministry of Education	7 316 842	7 272 323		7 272 323	4 515 468
Amortization of Deferred Capital Revenue	4 312 000	4 384 069		4 384 069	4 180 105
Total Revenue	11 628 842	11 656 392	-	11 656 392	8 695 573
Expenses					
Operations and Maintenance	7 316 842	3 361 303		3 361 303	4 137 421
Amortization of Tangible Capital Assets					
Operations and Maintenance	6 100 000	6 052 995		6 052 995	5 809 360
Debt Services					
Capital Lease Interest	67 098		67 366	67 366	90 690
Amortization of prepaid licence	20 431	20 432		20 432	20 431
Total Expense	13 504 371	9 434 730	67 366	9 502 096	10 057 902
Capital Surplus (Deficit) for the year	(1 875 529)	2 221 662	(67 366)	2 154 296	(1 362 329)
Net Transfers (to) from other funds					
Tangible Capital Assets Purchased	511 243	2 684 072		2 684 072	727 330
Capital Lease Payment	1 524 129		1 416 653	1 416 653	1 354 594
Total Net Transfers	2 035 372	2 684 072	1 416 653	4 100 725	2 081 924
Other Adjustments to Fund Balances					
Principal Payment					
Capital Lease		1 349 287	(1 349 287)	-	
Total Other Adjustments to Fund Balances		1 349 287	(1 349 287)	-	
Total Capital Surplus (Deficit) for the year	159 843	6 255 021	-	6 255 021	719 595
Capital Surplus (Deficit), beginning of year		57 199 479	4 340	57 203 819	56 484 224
Capital Surplus (Deficit), end of year		63 454 500	4 340	63 458 840	57 203 819

School District No. 93 (Conseil Scolaire Francophone)

Schedule 4A (Unaudited)

Tangible Capital Assets
Year Ended June 30, 2020

	Sites	Buildings	Furniture and Equipment	Vehicles	Computer Software	Computer Hardware	Total
	\$	\$	\$	\$	\$	\$	\$
Cost, beginning of year	49 302 739	167 704 023	4 108 362	16 368	121 320	5 653 170	226 905 982
Changes for the Year							
Increase:							
Purchases from:							
Deferred Capital Revenue - Bylaw	3 911 020	9 337 026	53 752				13 301 798
Operating Fund		2 151 684	333 306				2 484 990
Special Purpose Funds	60 377	138 705					199 082
Capital lease funding						894 359	894 359
Transferred from Work in Progress		6 096					6 096
	3 971 397	11 633 511	387 058	-	-	894 359	16 886 325
Decrease:							
Deemed Disposals			488 840			103 025	591 865
	-	-	488 840	-	-	103 025	591 865
Cost, end of year	53 274 136	179 337 534	4 006 580	16 368	121 320	6 444 504	243 200 442
Work in Progress, end of year		1 455 951					1 455 951
Cost and Work in Progress, end of year	53 274 136	180 793 485	4 006 580	16 368	121 320	6 444 504	244 656 393
Accumulated Amortization, beginning of year		37 412 451	2 257 565	12 277	61 106	2 450 669	42 194 068
Changes for the Year							
Increase: Amortization for the Year		4 411 582	405 747	1 637	24 264	1 209 765	6 052 995
Decrease:							
Deemed Disposals			488 840			103 025	591 865
		-	488 840	-	-	103 025	591 865
Accumulated Amortization, end of year		41 824 033	2 174 472	13 914	85 370	3 557 409	47 655 198
Tangible Capital Assets - Net	53 274 136	138 969 452	1 832 108	2 454	35 950	2 887 095	197 001 195

School District No. 93 (Conseil Scolaire Francophone)

Schedule 4B (Unaudited)

Tangible Capital Assets - Work in Progress

Year Ended June 30, 2020

	Buildings	Furniture and Equipment	Computer Software	Computer Hardware	Total
	\$	\$	\$	\$	\$
Work in Progress, beginning of year	539 808				539 808
Changes for the Year					
Increase:					
Deferred Capital Revenue - Bylaw	922 239				922 239
	922 239	-	-	-	922 239
Decrease:					
Transferred to Tangible Capital Assets	6 096				6 096
	6 096	-	-	-	6 096
Net Changes for the Year	916 143	-	-	-	916 143
Work in Progress, end of year	1 455 951	-	-	-	1 455 951

School District No. 93 (Conseil Scolaire Francophone)

Schedule 4C (Unaudited)

Deferred Capital Revenue

Year Ended June 30, 2020

	Bylaw Capital	Other Provincial	Other Capital	Total Capital
	\$	\$	\$	\$
Deferred Capital Revenue, beginning of year	118 193 496	7 442 854		125 636 350
Changes for the Year				
Increase:				
Transferred from Deferred Revenue - Capital Additions	9 390 778			9 390 778
Transferred from Work in Progress	6 096			6 096
	9 396 874	-	-	9 396 874
Decrease:				
Amortization of Deferred Capital Revenue	4 150 164	233 905		4 384 069
	4 150 164	233 905	-	4 384 069
Net Changes for the Year	5 246 710	(233 905)	-	5 012 805
Deferred Capital Revenue, end of year	123 440 206	7 208 949	-	130 649 155
Work in Progress, beginning of year	539 808			539 808
Changes for the Year				
Increase:				
Transferred from Deferred Revenue - Work in Progress	922 239			922 239
	922 239	-	-	922 239
Decrease:				
Transferred to Deferred Capital Revenue	6 096			6 096
	6 096	-	-	6 096
Net Changes for the Year	916 143	-	-	916 143
Work in Progress, end of year	1 455 951	-	-	1 455 951
Total Deferred Capital Revenue, end of year	124 896 157	7 208 949	-	132 105 106

School District No. 93 (Conseil Scolaire Francophone)

Schedule 4D (Unaudited)

Changes in Unspent Deferred Capital Revenue

Year Ended June 30, 2020

	Bylaw Capital	MEd Restricted Capital	Other Provincial Capital	Land Capital	Other Capital	Total
	\$	\$	\$	\$	\$	\$
Balance, beginning of year	2 549 518					2 549 518
Changes for the Year						
Increase:						
Provincial Grants - Ministry of Education	15 035 822					15 035 822
	15 035 822	-	-	-	-	15 035 822
Decrease:						
Transferred to DCR - Capital Additions	9 390 778					9 390 778
Transferred to DCR - Work in Progress	922 239					922 239
Transferred to Revenue - Site Purchases	3 911 020					3 911 020
Leases Costs	3 353 541					3 353 541
Bylaw Maintenance expenses	7 762					7 762
	17 585 340	-	-	-	-	17 585 340
Net Changes for the Year	(2 549 518)	-	-	-	-	(2 549 518)
Balance, end of year	-	-	-	-	-	-